

DENSO

Barcode Handy Scanner
GT10B Series

Advanced Performance on the Inside-
Rugged Protection on the Outside



The new bar code scanner makes full advantage of "Versatility", "Durability" and "User Friendly"

Excellent Scanning Performance

- Long distance scanning in excess of 1m using CCD technology
- Reliably scans wide bar codes, such as EIAJ labels and EAN128 bar codes

High Performance



Long distance scanning




wide bar codes scanning

Durability

Drop Test Standard

- High standard of impact resistance due to a new stronger body and a design which incorporates impact rubber for added protection.



Splash and Dust Proof to Meet IP54 Standards

- Passes IEC International Standards Protection Class IP54 (equivalent to JIS splash resistance). High level of protection for use in rugged environments.



Lona Range Model

... at its "High Performance"



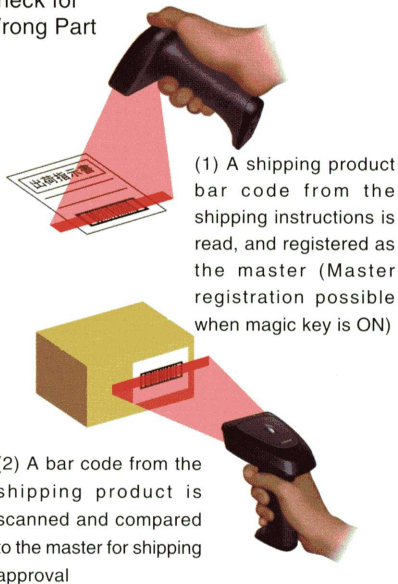
Standard Model

Wide Range of Functions

- **Bar code Comparison**


Determine if a bar code being scanned matches a master bar code registered in the GT10.

Check for Wrong Part



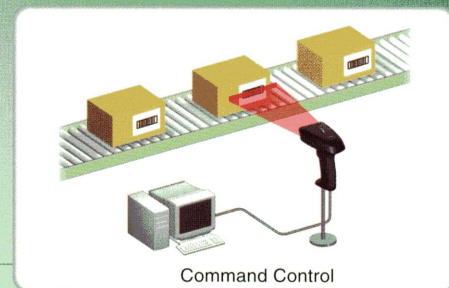
- **Auto-sensing Function**

The auto-sensing function automatically begins scanning when a label is detected.



- **Remote ON/OFF Function**

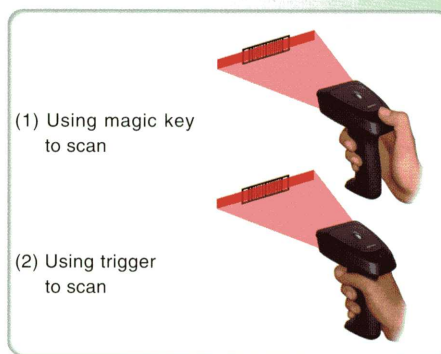
Scanning can be turned ON/OFF via commands from a host computer.



Versatility

One-touch Key Functions

- Choice of scanning method to suit user



- **Power ON/OFF Control**

Scanner is on stand by when magic key is OFF. Scanning begins when magic key is (switched) ON.

- **Transmitting Designated Characters**

Data to be transmitted (i.e. operation start codes) can be setup beforehand when the magic key is ON.

- **Retransmit Scanned Data**

Scanned data can be retransmitted when the magic key is ON – so the bar code does not need to be repeatedly scanned.

User Friendly

Excellent User Friendly Operation

- **Vibrator Function**

Scan completion confirmed with vibration

- **Adjustable Buzzer Volume**

3 levels of buzzer volume to suit the surrounding environment

- **3 color Extra-bright LED**

Easy to see scanner information




Blue: Scanning completed
Green: Processing completed
Red: Scan failure

Simple Setup with Easy to Use Software


- Simple installation setup software included

Setting parameters from a PC is easy with the setup software



Start Program

For immediate start – print and one step setup bar code using the special setup software and then use the GT10 to scan it.

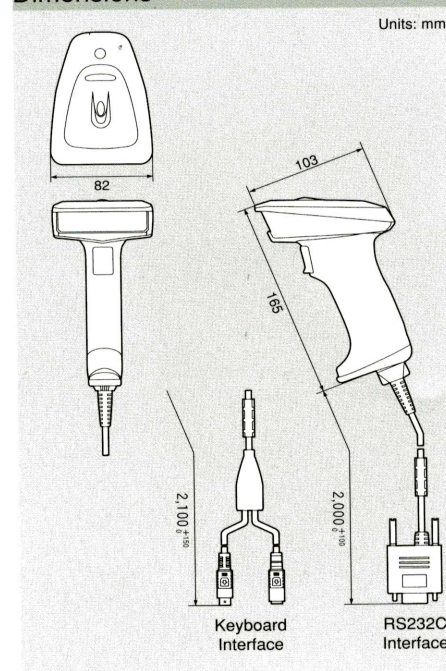


Specifications

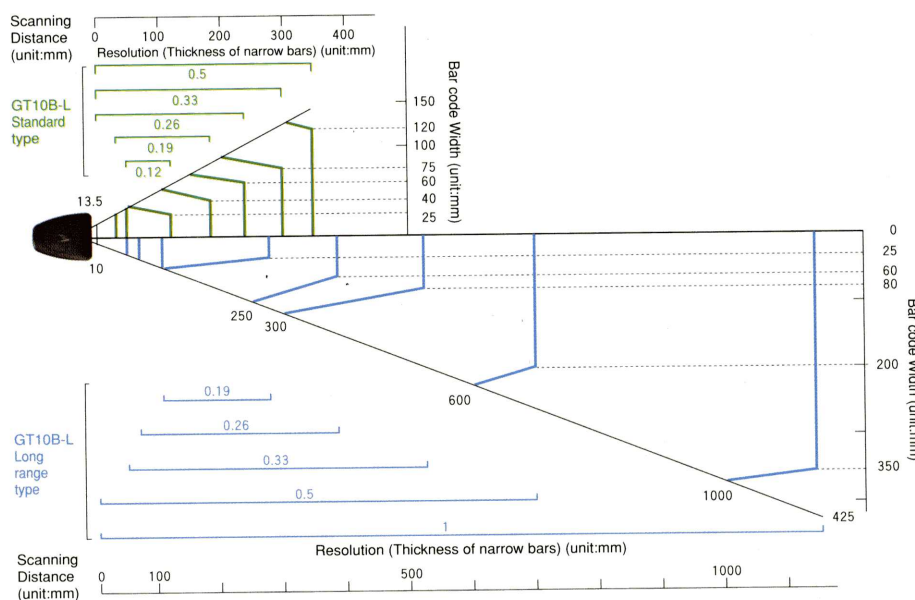
		GT10B			
		GT10B-S (Standard Range Type)		GT10B-L (Long Range Type)	
		GT10B-SR	GT10B-SK	GT10B-LR	GT10B-LK
Scanner	Readable Codes	EAN-13/8, UPC-A/E, UPC/EAN (with add-on), Interleaved 2 of 5, STF, CODABAR (NW7), CODE39, CODE93, CODE128 (EAN-128), MSI, Plessey			
	Scanning Area (at Narrow bar 0.5mm) *1	0-350mm max.		0-700mm max.	
	Resolution	0.125mm		0.19mm	
	PCS Value	≥0.45			
	Scanning angle (angle of elevation)	40° ≥α≥0°			
	Backlight	LED			
	Scanning System	CCD			
	Reading Confirmation	Blue-green-red LED, buzzer (with volume control), vibrator			
I/F	Format / Connector Type / Cable Length	Rs232C / Dsub-9s / 2m (Straight)	Keyboard emulation / Mini DIN6P / 2.1 m	Rs232C / Dsub-9s / 2m (Straight)	Keyboard emulation / Mini DIN6P / 2.1 m
Input power	Operating Voltage Range	4.75-5.25V			
	Power Consumption	While scanning: 200mA max			
Environmental Requirements	Dust resistance and splash resistance	IP 54 (Equivalent to JIS Splash resistance)			
	Drop resistance strength	2 m (1 x 6 directions onto concrete floor) *2			
	Operating Temp. Range	0-50°C			
	Operating Humidity Range	10-90%RH (No condensation or frost)			
	Operating ambient illumination	500 lux ~ 10,000 lux (daylight fluorescent lighting)			
Weight (unit only)		Approx. 190g (without cable)			

*1: Ambient illumination 500 lux, ITF 16 columns on label, when PCS = 0.9 *2: Test value only, not guaranteed.

Dimensions




Scan Range

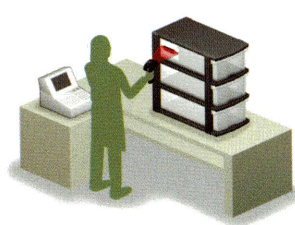


Application Examples

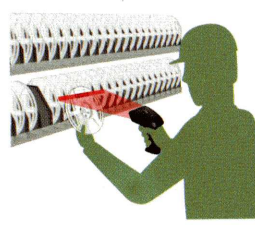
Logistics



Distribution



Manufacturing



Accessories

- Interface cable
- AC Adapter (RS-232C type only)
- Operator's Manual

(Operator's Manual can be downloaded from Denso Wave's web-site free of charge)

Software


- Setup Software

(Setup Software can be downloaded from Denso Wave's web-site free of charge)

Options

Stand

Stand can be used as either a desktop stand or a wall stand



Hands-free Stand (Coming soon)

A hands-free stand secures the GT10 in place while the bar code is held up and scanned

Ceiling Mounted Stand (Coming soon)

Enables the GT10 to hang from the ceiling

For Safe Operation

- Please read operation manual before use.

- Appearance and specifications are subject to change without notice.

- Information in this catalog is current as of May 2003.

Manufacturer: DENSO WAVE INCORPORATED
Printed in Japan on 100% -recycled paper



ASP Microcomputers
456 North Road, ORMOND VIC 3204
Ph: (03) 9578 7600 Fax: (03) 9578 7727
Email: solutions@asp.com.au www.asp.com.au

May 2003
PRINTED IN JAPAN
1102B-